TECHNICAL DATA SHEET

Ground mounting system for solar panels

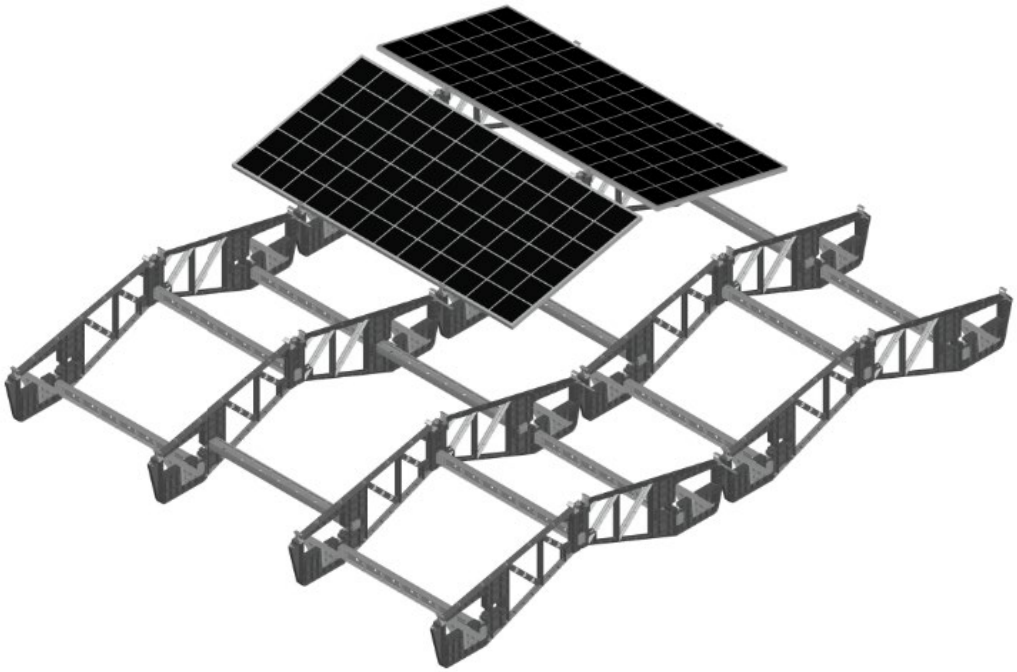

DIMENSIONS

Side view

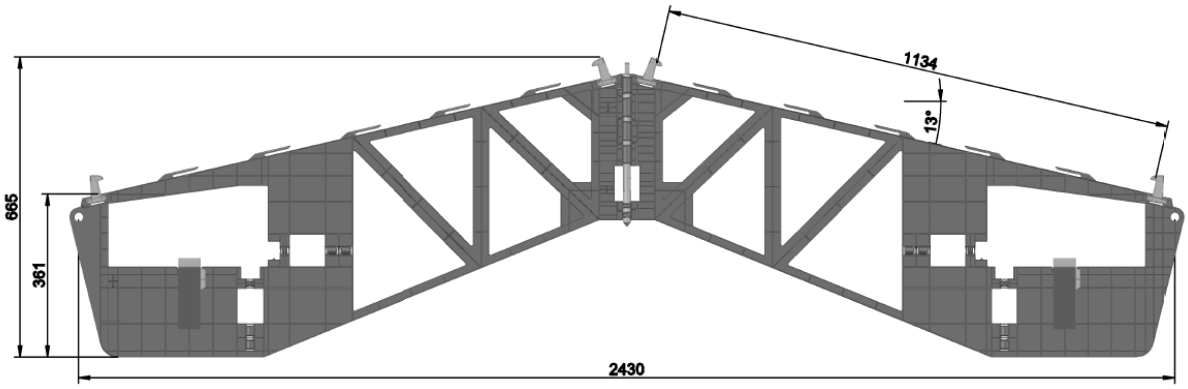

Front view

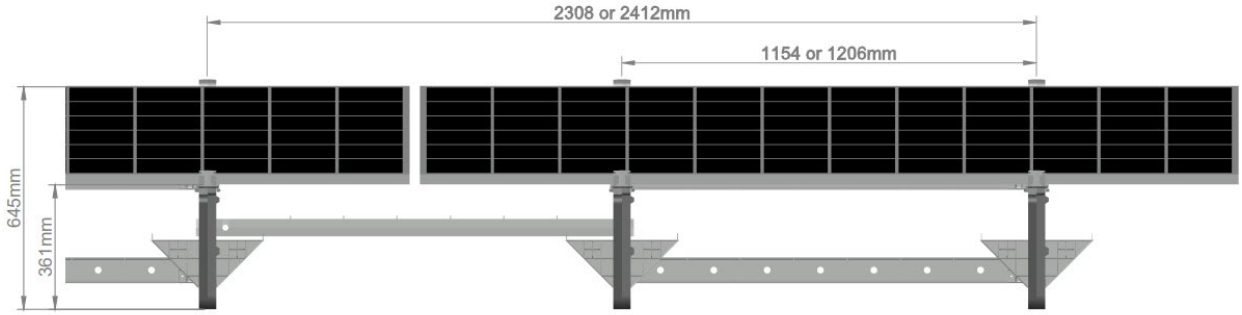

TECHNICAL DATA SHEET

Ground mounting system for solar panels

Description	Mounting system for framed PV modules on ground
Scope of use	On landfill, grassland, sand, gravel, grit, rocks, concrete or asphalt, archaeological sites, underground utilities
Unique applications	Designed for uneven landscape up to 15° between shelters No anchoring
Orientation	East-West
Tilt	13°
Module dimensions	1134 mm (width) x 2000 – 2382 mm (length) x 25 – 30 – 35 mm (height)
Module clamps	Clamping on the long side of the module
Material	Glass fiber reinforced PP - color black - with UV additive 100% recyclable – circular material No electrical conductivity ref. grounding (link)
Cable management	Five integrated cable clips suitable for cables up to 10 mm²
Ballast space	315 mm (width) x 315 mm (length) x 139 mm (height) recommended concrete paving tiles of 300 x 300 x 45 mm
Serial connected	Min. 3 shelters up to max. 30 shelters
Parallel connected	Min. 3 shelters, no maximum
Wind resistance	Based on: NEN 7250:2021, NEN-EN 1990:2019, NEN-EN 1991-1-4:2019 CUR Recommendation 103:2005 Wind tunnel test Certified by research center PEUTZ
Stability – strength	Based on: EN 1778:1999, NBN EN 1990:2010, NBN EN 1991 1-1-3 & 4 Eurocode 1 Snow load (limited 1000 Pa), Wind load Certified by INDURIUM Engineering
Warranties	Amfisol offers a standard warranty of 10 years. Design life time 25 years. Check the Warranty sheet (link) and the General terms and conditions (link).
O&M	Up to 30 cm service path between shelters for individual panel access
Installation	Fast Assembly –scan the QR-code for movie
Production	Made in Belgium